

# CAJA EXPLANT



# CAJA EXPLANT BANDEJA 1




ACOPLE RAPIDO ALARGADOR



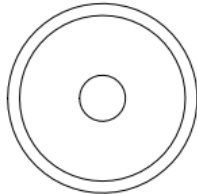
LLAVE



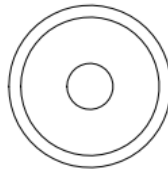
ACOPLE RAPIDO ALARGADOR



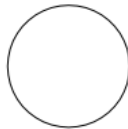
Ø58 - 60



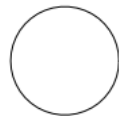
Ø50 - 52



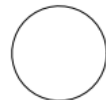
Ø36



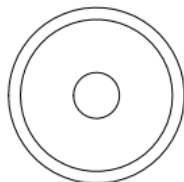
Ø32



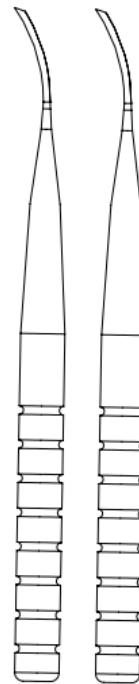
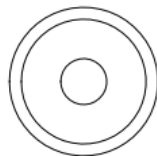
Ø28



Ø54 - 56



Ø46 - 48



ESCOPIOS

MARTILLO

## CAJA EXPLANT BANDEJA 2

