



Villalba Hnos. Implantes S.A.

*Experiencia e Ingenio al servicio
de la Salud.*

SISTEMA DE EXTRACCIÓN UNIVERSAL



Villalba Hnos. Implantes S.A.





Administracion@implantesvillalba.com.ar

Tel: +54 9 11 4759 2261 / 11 4750 5409

F.M. Esquiú 4548 Buenos Aires, Argentina.









ESTUCHE 1

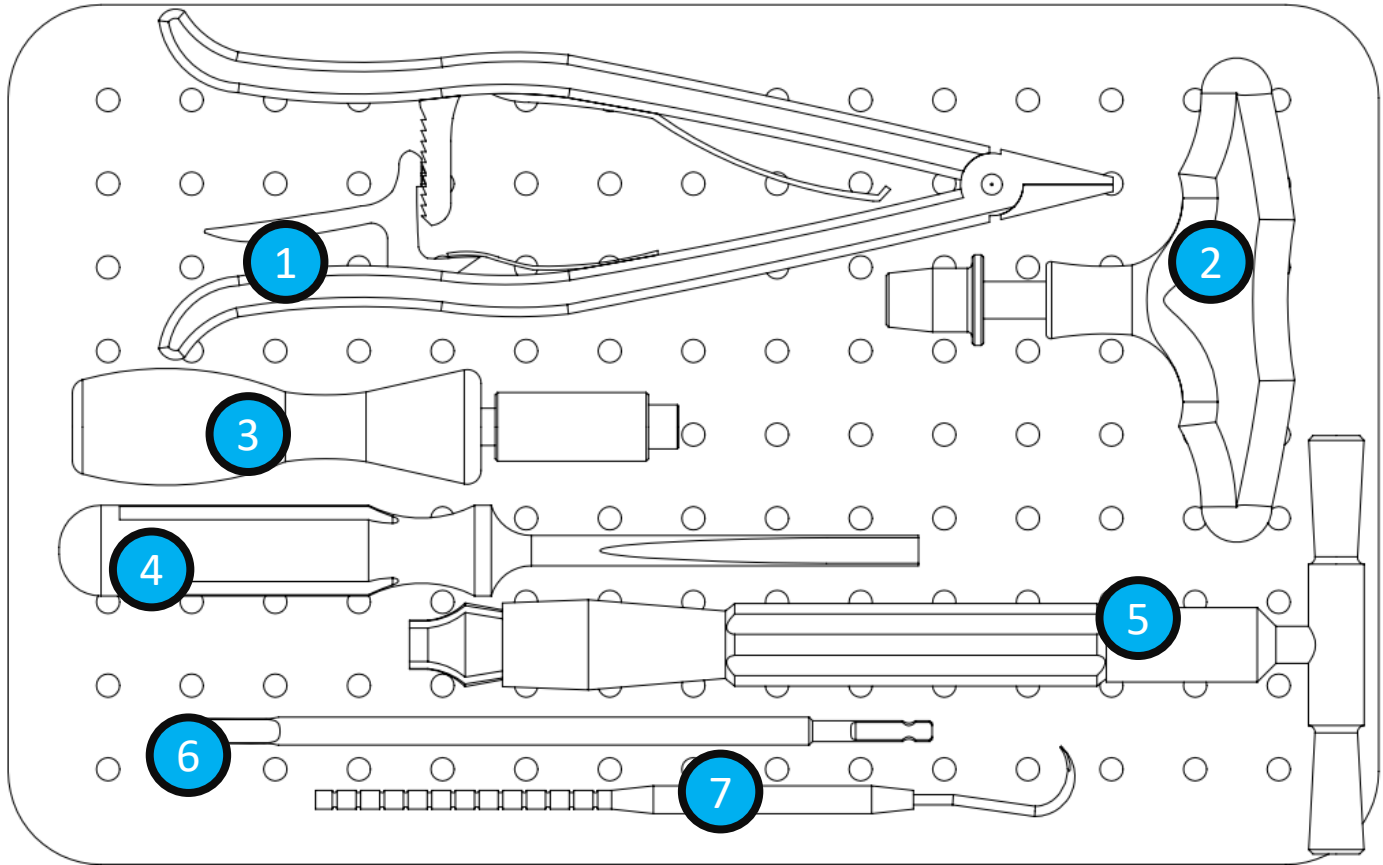


TIPOS	MEDIDAS								
 HEXAGONO	1,2MM	1,5MM	2,0MM	2,5MM	3,0MM	3,5MM	4,0MM	4,5MM	5,5MM
 TORX	T1,2	T8	T10	T15	T20	T25	T27	T30	
 CUBO	1,2MM	1,5MM							
 MECHA	Ø4,0	Ø6,0							

ESTUCHE 2



TIPOS		MEDIDAS			
	ALARGUE PARTE "A"	3,5MM	4,5MM	6,5MM	
	ALARGUE PARTE "B"	3,5MM	4,5MM	6,5MM	
	GUIA ROSCADA	2,7MM	3,5MM	4,5MM	6,5MM
	MACHO	2,5MM	2,5MM PASO FINO	3,0MM	3,5MM
		1,2MM	4,0MM	4,5MM	
	TREFINA	2,7MM	3,5MM	4,5MM	6,5MM
	PLANO	1,0MM	0,5MM		
	CRUZ	3,0MM			
	IMPACTOR	T			



N°	Descripción
----	-------------

- | | |
|---|--------------------------|
| 1 | PINZA |
| 2 | MANGO ACOPLA EN "T" |
| 3 | MANGO ACOPLA RAPIDO |
| 4 | GUBIA EN "U" |
| 5 | MANGO CON AJUSTE ROSCADO |
| 6 | PUNTA CUADRADA |
| 7 | GANCHO |
-